
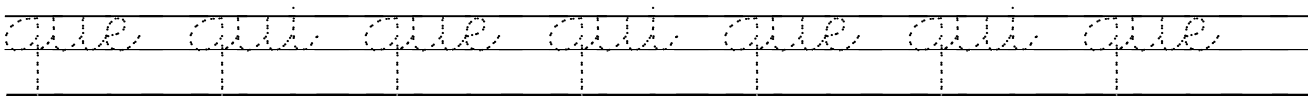
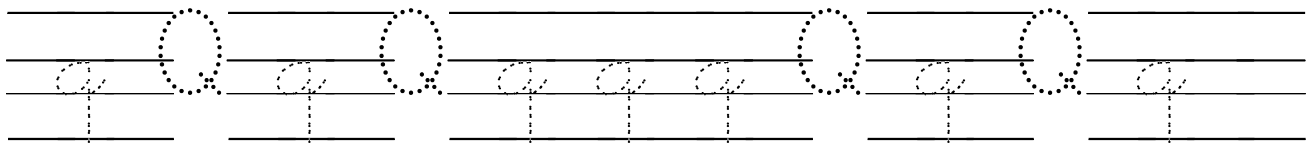
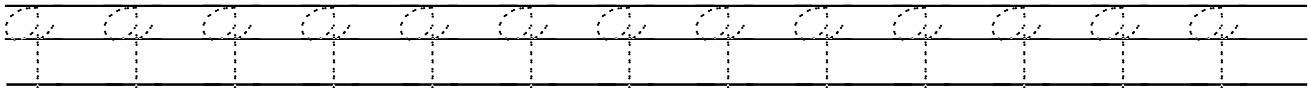
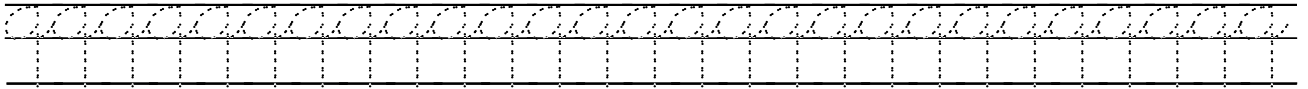
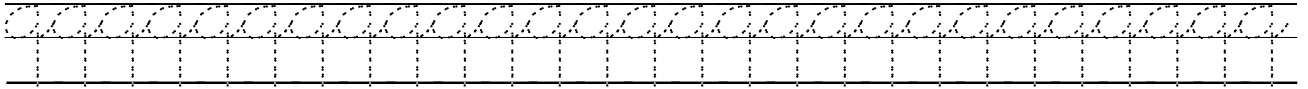
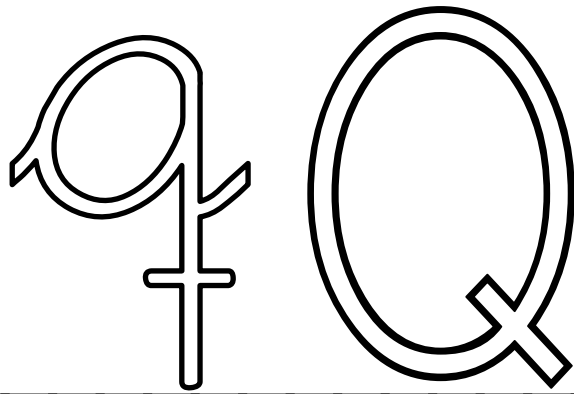


• Fíjate bien en la letra **q**. Búscala y rodéala.

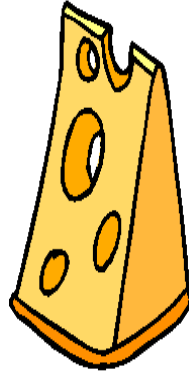

• **Q** **q**

P q l s c q n f c h  
j h l q n s t d q e  
r q y u c o p c v  
c x c q h c q m c  
m q c a q d h c C  
q e C t y Q c q o  
p n̄ q h j c q s a  
s p c h j C h g w  
c q t c u q n c q  
x c z Q c x h h Q  
c q l e q c Q h d  
h c q i c n̄ q s q

● Repasa el trazo de:



- Repasa la q con rotulador, siguiendo la dirección que indica la flecha. Escribe el nombre del dibujo en la pauta. Repasa y copia.



\_\_\_\_\_

\_\_\_\_\_




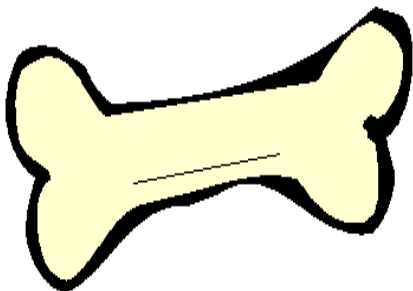

» \_\_\_\_\_

\_\_\_\_\_

que que que que que que que

queso maqueta maqueta

• Rodea los objetos que llevan q



• Lee y copia.

que qui paquete Paqui

»

»


• Lee y copia..

Enrique tiene una muleta.

.

.


• Escribe y dibuja.



mosquito

m




• Escribe y dibuja.



rosquilla



• Lee, recorta y pega donde corresponda.



queso

mariquita

máquina

esquiar

mosquito

tanque

- Lee y copia

María tiene una máquina de coser.

---

---

---


---

---

---


---

- Recorta y forma las palabras uniendo las sílabas.



--

--	--	--



--

--	--

mosquito
----------

queso
-------

mos	qui	to
-----	-----	----

que	so
-----	----

- Lee y copia

Pepe come sopa y queso.

---

---

---

---

---

---

---

Paqui tiene unos esquis.

---

---

---

---

---

---

---

La mariposa y el mosquito.

---

---

---

---

---

---

---