
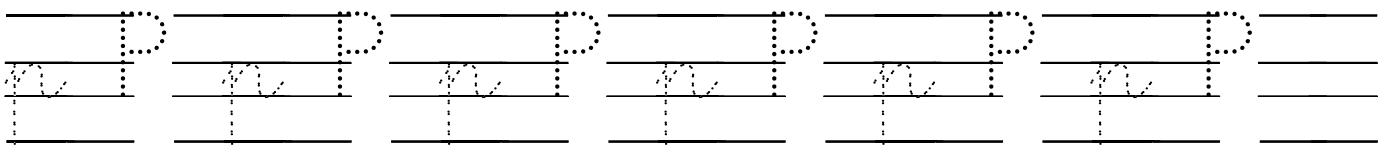
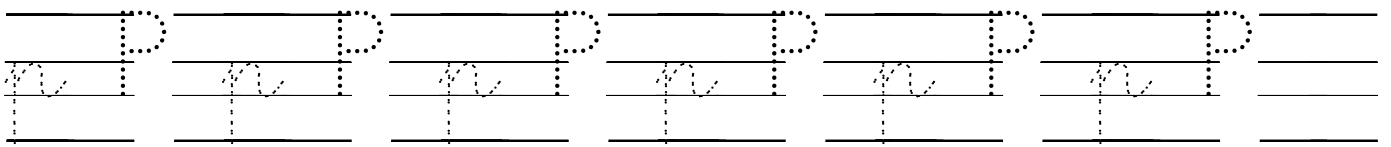
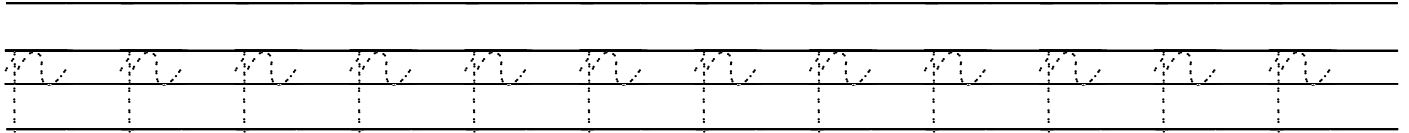
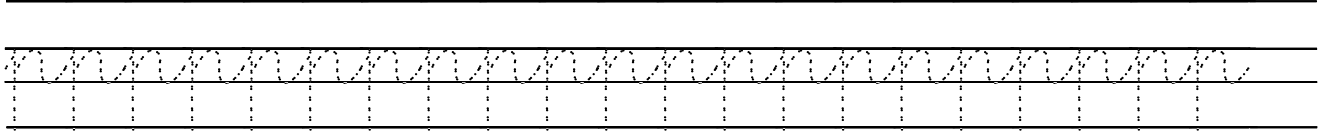
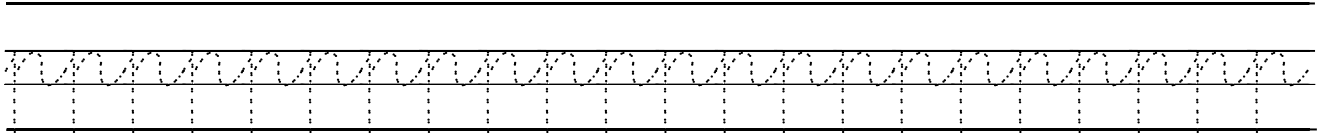
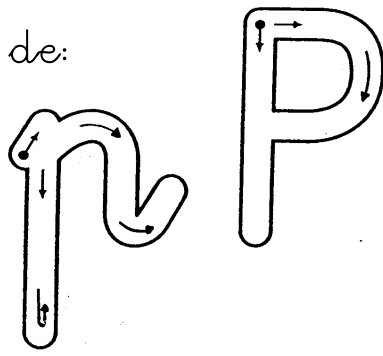
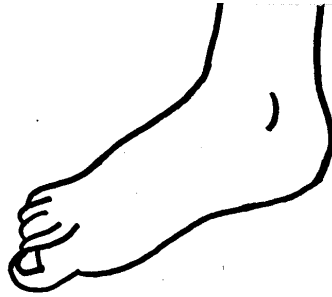
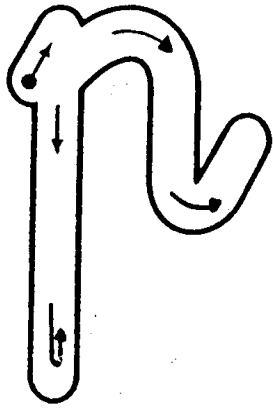


● Repasa el trazo de:



- Repasa la p con rotulador, siguiendo la dirección que indica la flecha. Escribe el nombre del dibujo en la pauta. Repasa,



>>

na ne ni no nu na ne ni nu

no na ne ni nu no ni nu ne

na no no ne ni na no ne

p p p p p p

p p p p p p



• Rodea la letra *p* P de distinto color.

P *p*

P *p* l m *p* P M j k l

p o u f j P F *p* b

d w r t *p* x P X d

N̄ q e t y *p* *p* a e

i *p* T P Q r R *p* P

s S M m *p* P c C *p*

• Rodea la letra *p* P de distinto color.

P p

papá lupa pipi posa pis

púa Pepa Pepe pie aipa pila



pe pi pi papi sapo pu pa

pa pi pa Pepi pulpo pita pa

pu pe pelota apea apio aipa

pa te pi se pu

● Rodea los objetos que llevan *ru*.



• Lee y copia.

Pa pe pi po pu papá

»

»

• Forma palabras.

pa	pá
pu	pa
pi	pa
pú	a
pí	o
pi	pi

»

»

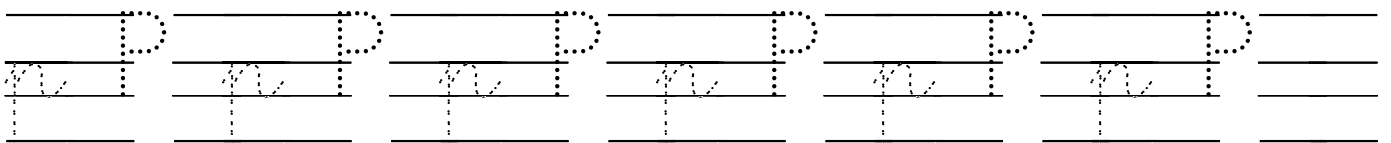
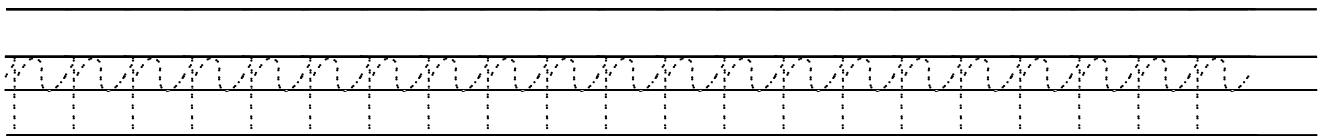
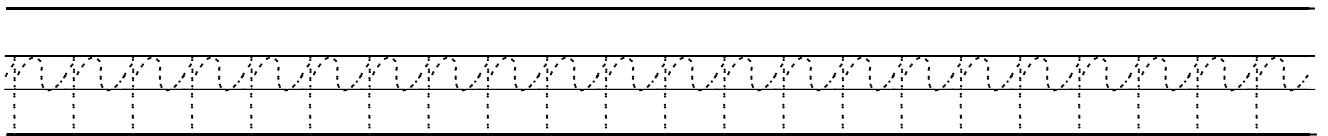

»

»

»

»

● Repasa y colorea.



- Escribe y colorea.




n

pipa

- Escribe y dibuja.

papá

• Lee, recorta y pega donde corresponda.



pipa

pie

papá

pie

Pepa